



## PH Round Bathroom sets

The Portman PH bathroom latch set includes tubular twist and turn latch and privacy set, maintaining a common aesthetic as our round PH architectural flush pull handles.

Suits doors 44-54mm as standard, can be fully recessed in a standard 44mm thick door so that no edges project beyond the door face.

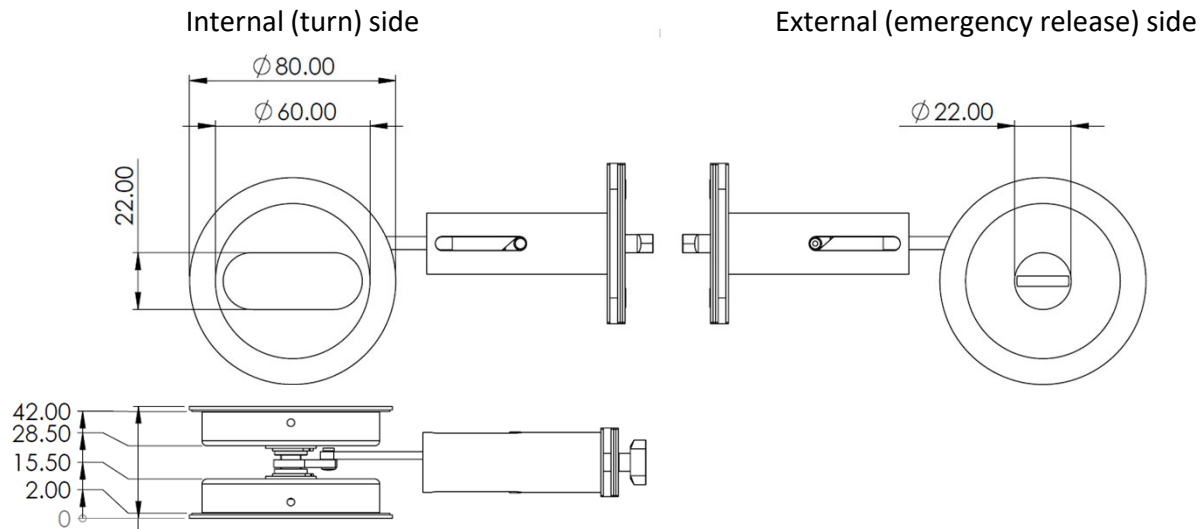

The latchbolt is thrown and retracted by rotating the turn handle 90 degrees

Suitable for installation in FD30 applications when fitted with IP5080B intumescent pack



### PH5080B

- 80mm dia. x 13.5mm deep flush pull handle set inclusive of thumb turn and emergency release
- All stainless steel construction
- Available with Square or Radius (R10) forend and strike
- 127mm backset



### Finishes: (where shown)

**SSS:** Satin stainless steel (320 fine grit) to faceplate and to recess.

**PSS:** Bright Polished stainless steel to faceplate, recess satin stainless steel fine grit

**PNP:** Slightly softer and whiter in colour than PSS, nickel plate also has self levelling properties which make for a slightly smoother final finish.

Polished nickel to faceplate, recess satin nickel plate

**SNP:** Satin nickel plate, to faceplate and to recess

**WHI:** White Powdercoat RAL 9003 semi gloss, other RAL colours are available, please contact the sales office

**ABR:** Antique Brass, to faceplate and to recess. Electrobrass plated vertically distressed giving high and low lights, lacquer sealed.

**SBL:** Satin Brass Lacquered. Satin brass plate to faceplate and recess. Protective lacquer sealed to assist durability and prevent patination.

**PBL:** Polished Brass Lacquered. Polished brass plate to faceplate satin brass to recess. Protective lacquer sealed to assist durability and prevent patination.

**OBZ:** Old Bronze, to faceplate and to recess. Electrobrass plated artificially patina'd and relieved giving high and low lights, lacquer sealed.

**DBZ:** Dark Bronze, to faceplate and to recess. Electrobrass plated heavy patination and gently relieved giving rich dark brown/black colour, lacquer sealed.



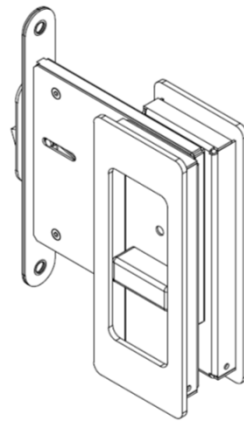
## PH rectangular Bathroom sets

The Portman PH bathroom latch set includes a hookbolt bathroom lock and privacy set, maintaining a common aesthetic as our PH architectural flush pull handles.

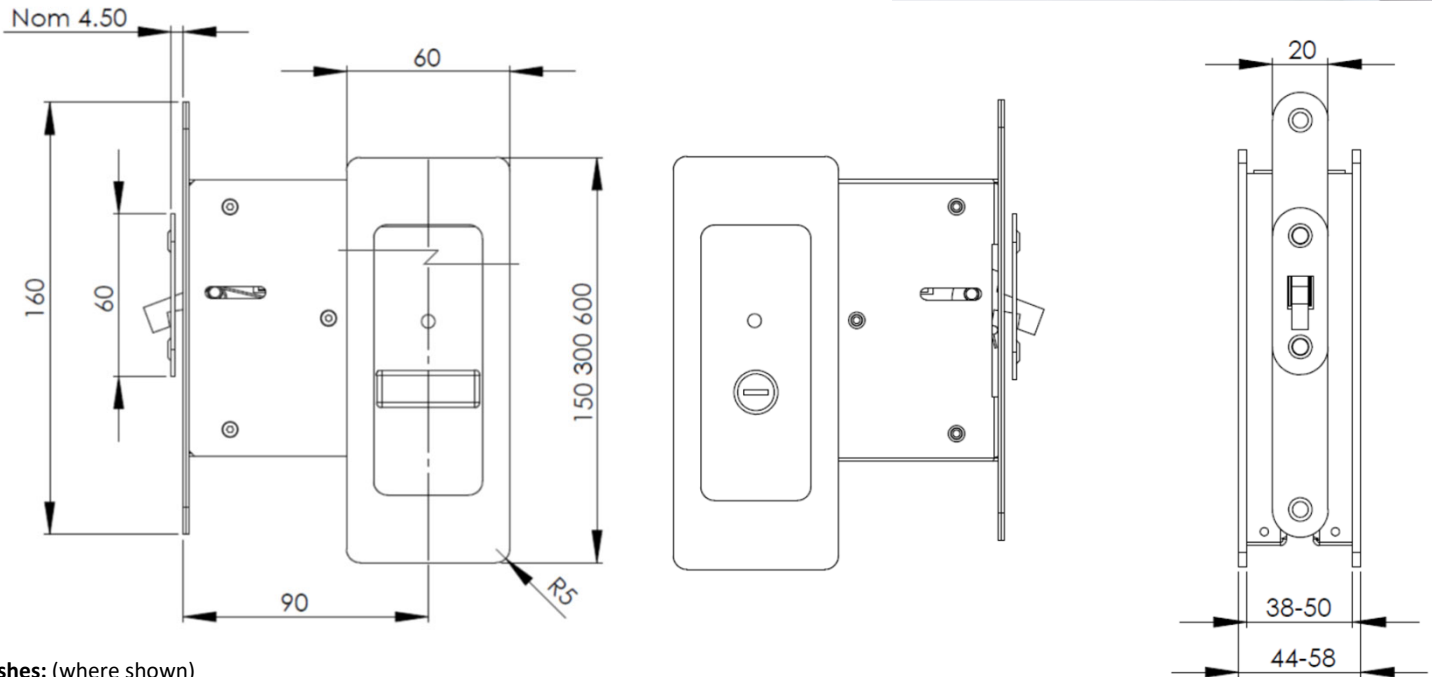
Suits doors 38-54mm as standard, uniquely however (as pictured) the entire assembly is designed to fit flush within the thickness of a standard 44mm thick door so that no edges project beyond the door face.

The hookbolt is thrown and retracted with a vertical action which many users find easier than the typical small and fiddly rotational bathroom sets available on the market.

Suitable for installation in FD30 applications when fitted with IP7150B, IP7300B or IP7600B intumescent packs



### PH7150B/PH7300B/PH7600B



#### Finishes: (where shown)

**SSS:** Satin stainless steel (320 fine grit) to faceplate and to recess.

**PSS:** Bright Polished stainless steel to faceplate, recess satin stainless steel fine grit

**PNP:** Slightly softer and whiter in colour than PSS, nickel plate also has self levelling properties which make for a slightly smoother final finish.

Polished nickel to faceplate, recess satin nickel plate

**SNP:** Satin nickel plate, to faceplate and to recess

**WHI:** White Powdercoat RAL 9003 semi gloss, other RAL colours are available, please contact the sales office

**ABR:** Antique Brass, to faceplate and to recess. Electrobrass plated vertically distressed giving high and low lights, lacquer sealed.

**SBL:** Satin Brass Lacquered. Satin brass plate to faceplate and recess. Protective lacquer sealed to assist durability and prevent patination.

**PBL:** Polished Brass Lacquered. Polished brass plate to faceplate satin brass to recess. Protective lacquer sealed to assist durability and prevent patination.

**OBZ:** Old Bronze, to faceplate and to recess. Electrobrass plated artificially patina'd and relieved giving high and low lights, lacquer sealed.

**DBZ:** Dark Bronze, to faceplate and to recess. Electrobrass plated heavy patination and gently relieved giving rich dark brown/black colour, lacquer sealed.

